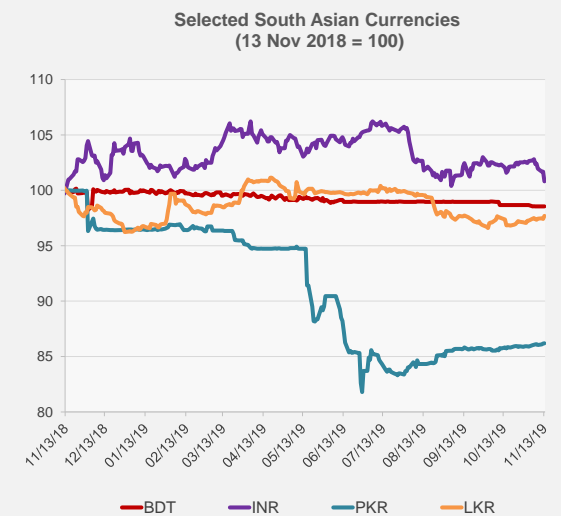
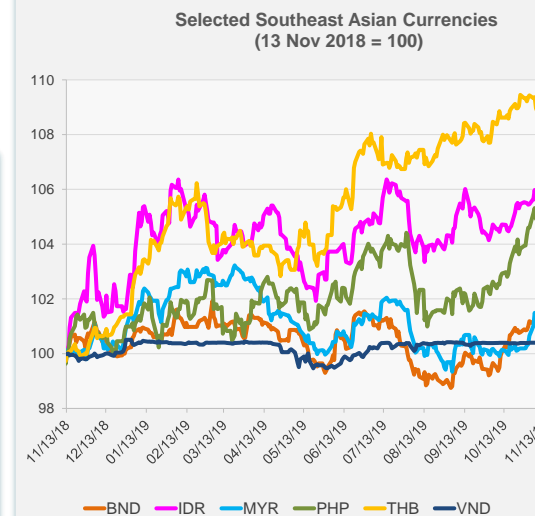
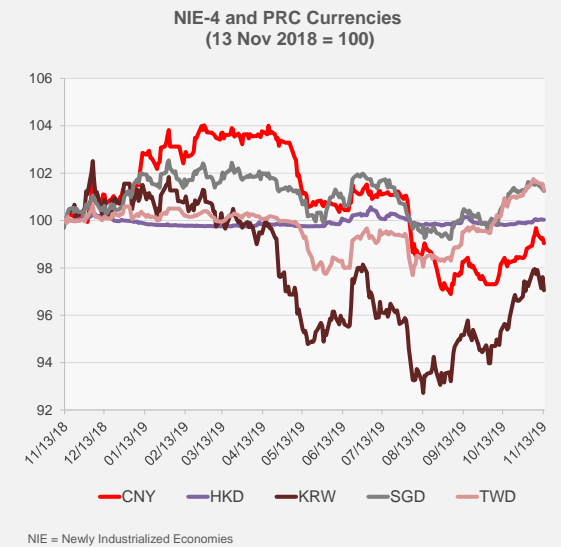
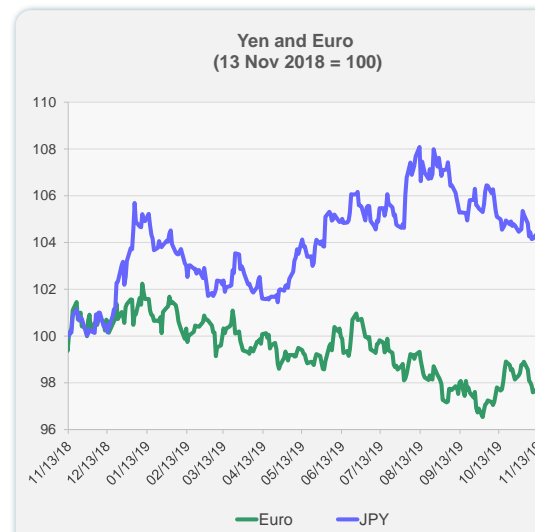
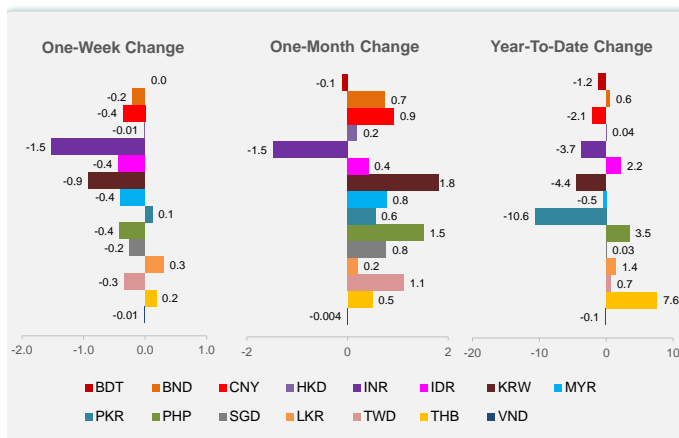


	Latest Closing	% change from Previous Day	% change from 01-Jan-19
Euro	0.91	-0.02	-3.99
Japanese yen (JPY)	108.82	0.17	0.85
Bangladeshi taka (BDT)	84.88	0.00	-1.18
Brunei dollar (BND)	1.36	-0.04	0.58
Chinese yuan (CNY)	7.02	-0.22	-2.06
Hong Kong dollar (HKD)	7.83	0.00	0.04
Indian rupee (INR)	72.09	-0.86	-3.68
Indonesian rupiah (IDR)	14,079.00	-0.18	2.21
Korean won (KRW)	1,167.65	-0.57	-4.44
Malaysian ringgit (MYR)	4.15	-0.28	-0.49
Pakistan rupee (PKR)	155.41	0.03	-10.64
Philippine peso (PHP)	50.82	-0.18	3.46
Singapore dollar (SGD)	1.36	-0.07	0.03
Sri Lanka rupee (LKR)	180.25	0.28	1.44
Taipei,China NT dollar (TWD)	30.50	-0.26	0.70
Thai baht (THB)	30.25	0.27	7.61
Vietnamese dong (VND)	23,202.00	-0.01	-0.12

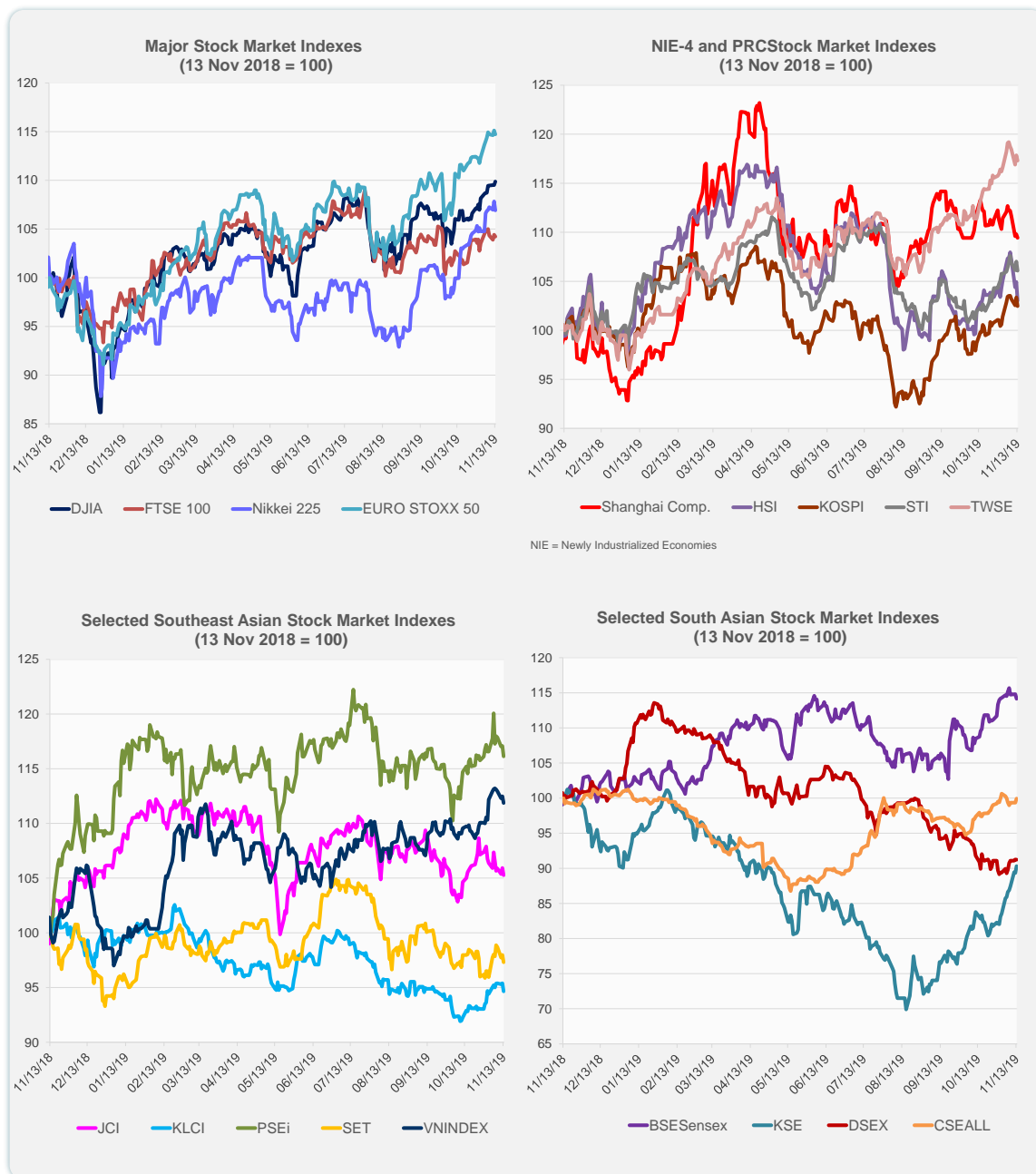
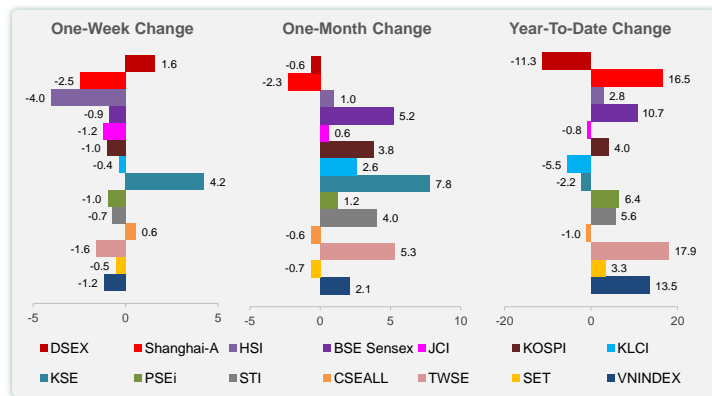


Note: Negative/Decreasing values indicate depreciation of local currency, and positive/increasing values indicate appreciation.
Source: Bloomberg.



Source: Bloomberg.

	Latest Closing	% change from Previous Day	% change from 01-Jan-19
US Dow Jones Ind Avg	27,783.59	0.33	19.10
US NASDAQ	8,482.10	-0.05	27.83
US S&P 500	3,094.04	0.07	23.42
UK FTSE 100	7,351.21	-0.19	9.26
EURO STOXX 50	3,699.50	-0.34	23.26
Japan NIKKEI 225	23,319.87	-0.85	16.51
Bangladesh DSEX	4,779.19	-0.05	-11.26
PRC Shanghai Comp.	2,905.24	-0.33	16.49
Hong Kong, China HSI	26,571.46	-1.82	2.81
India BSE Sensex	40,116.06	-0.57	10.65
Indonesia JCI	6,142.50	-0.62	-0.84
Korea, Rep. of KOSPI	2,122.45	-0.86	3.99
Malaysia KLCI	1,597.22	-0.78	-5.52
Pakistan KSE 100	37,166.96	1.09	-2.18
Philippines PSEi	7,947.47	-0.81	6.45
Singapore STI	3,239.22	-0.87	5.55
Sri Lanka CSEALL	5,989.42	0.58	-1.04
Taipei, China TWSE	11,467.83	-0.46	17.89
Thailand SET	1,615.14	-0.68	3.28
Viet Nam VNINDEX	1,012.77	-0.55	13.47



Source: Bloomberg.

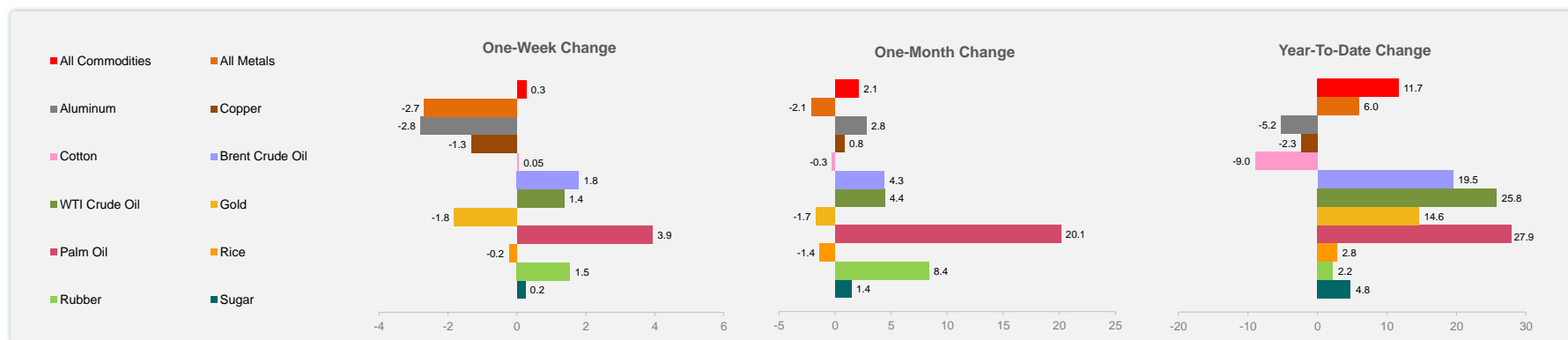
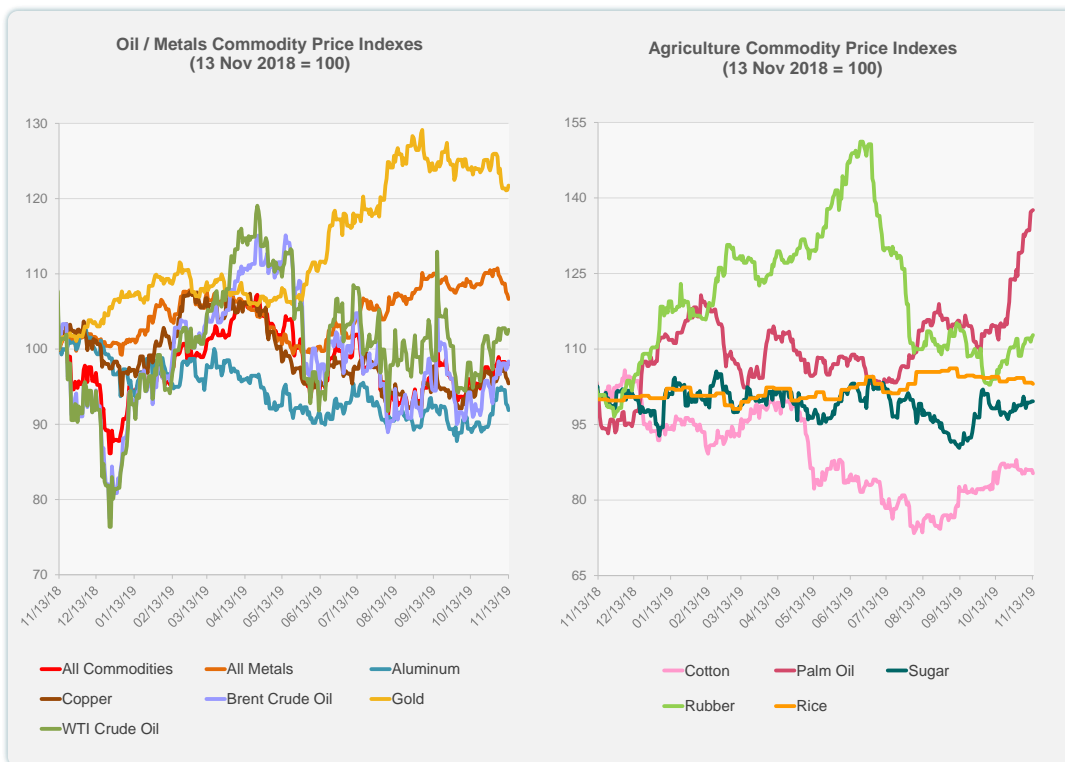


Source: Bloomberg.

	Unit	Latest Closing	% change from Previous Day	% change from 01-Jan-19
S&P All Commodities	US\$	418.03	0.17	11.67
S&P All Metals	US\$	216.44	-0.55	5.98
Aluminum	US\$/metric ton	1,765.50	-0.70	-5.22
Copper	US\$/metric ton	5,810.50	-0.57	-2.33
Cotton	US cents/lb	63.22	-0.82	-8.97
Brent Crude Oil	US\$/barrel	63.12	0.83	19.50
WTI Crude Oil	US\$/barrel	57.12	0.56	25.79
Gold	US\$/troy oz	1,463.55	0.49	14.60
Palm Oil	US\$/metric tonne	604.24	0.12	27.92
Rice ¹	US\$/metric ton	436.00	-0.23	2.83
Rubber ²	US\$/kg	151.80	0.40	2.22
Sugar	US cents/lb	12.70	0.00	4.79

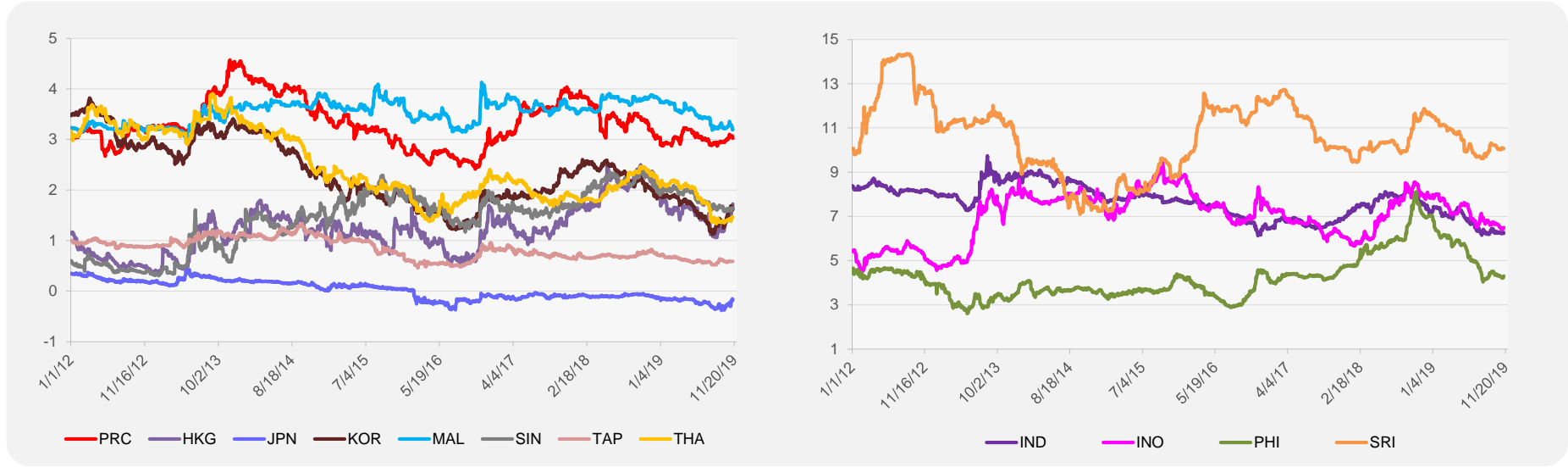
¹ Latest closing price from 13 November 2019.

² Singapore Exchange, Ribbed Smoked Sheet Rubber.

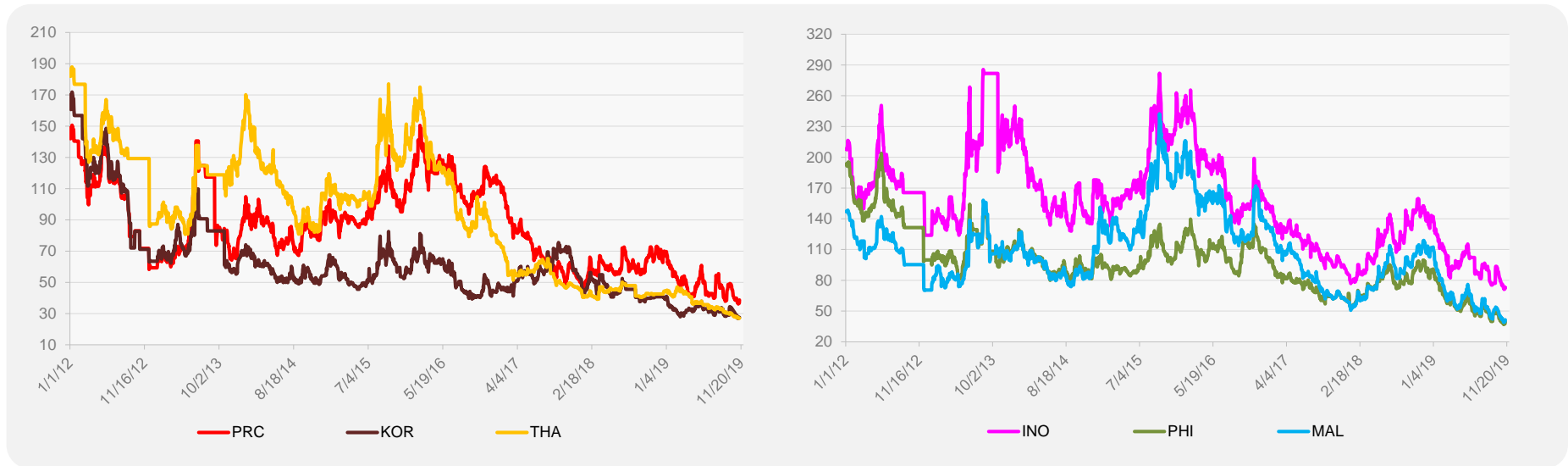


Source: Bloomberg.

5-YEAR LOCAL CURRENCY GOVERNMENT BOND YIELDS (%)



5-YEAR CREDIT DEFAULT SWAP¹



¹ In USD and based on sovereign bonds.
Source: Bloomberg.